

NOCOMAX Easy®

Our range of chemicals can also be used with **Nocomax Easy®**, a device used for treating volumes between 500 and 20,000 m³.



VERY EASY TO USE

Simply enter the volume of the room to be treated using the LEDs and touchpad.

Very easy to handle: wheels make it easy to transport.

Very little chemical required: 1ml of product is enough to treat 1m³.

No preparation necessary before treatment (except cleaning) and no action required after treatment (no need to wipe surfaces or ventilate the room).

LED display indicates progression of treatment. Also notifies a successful treatment or advises if malfunction has occurred.

Treatment is in two stages: diffusion via **Nocomax Easy®**, then contact time for the chemical.

Stops automatically.

Example of how to use: preventive treatment for a 5,000 m³ room:

- Diffusion time: 50 min
- Contact time: 60 min
- Total time taken for disinfection: 110 min

TECHNICAL CHARACTERISTICS

Electric turbine: 2,000 watts

Speed of rotation: 22,000 rpm

Escape speed of fog: 80 m/sec

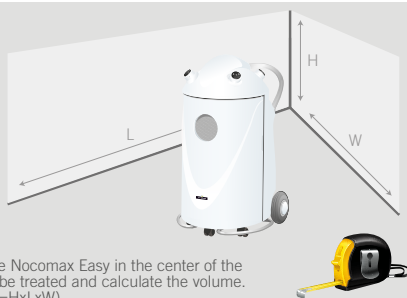
Empty weight: 49 kg

Can be used to treat areas from 500 to 20,000 m³

Available voltage: 230 V


French manufacturing in accordance with ISO 9001

1



Place the Nocomax Easy in the center of the room to be treated and calculate the volume. (Volume=HxLxW).

2



Plug the power cable and turn Nocomax Easy on using the On/Off switch.

3



Check if the quantity of chemical is sufficient. In case of insecticide treatment, press also the button:



4



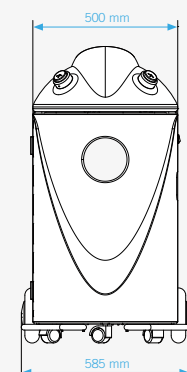
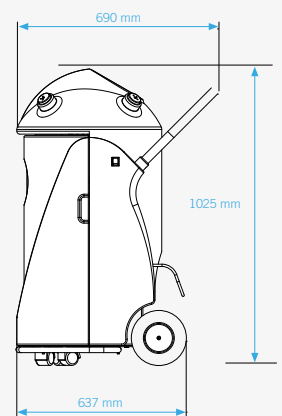
Set the appropriate volume using the sensitive Touchpad.

5



Press the Start button. A buzzer will sound for 30 seconds during which the room should be vacated.

Wait for the duration of diffusion time and contact time before re-entering the room.



OXYPHARM®

917 rue Marcel Paul
94500 Champigny-sur-Marne • France
Tel +33 (1) 48 82 58 29
Fax +33 (1) 48 82 46 13
Email commercial@oxypharm.net

www.oxypharm.net